

Pig's Amazing Mask Kit.

You will need:


A printer

A pair of scissors

A piece of card

Some glue

1. Print out Pig's face and carefully cut it out.




2. Glue it to a piece of card and cut around it again.




3. Cut a length of card, roughly 25 cm long and 3cm wide





5. Turn Pig's face over and glue the strip of card to the back of it.

6. Hold mask up to face and start talking like Pig.



Or, if you want to wear the mask, skip stages 3-5, cut out Pig's eyes (so you can see), cut two small holes in the side of his face, and thread a length of elastic through

Finally, email a picture of you and your mask to Pig at pigsemayle.com - he loves a good laugh!

